

Timing – Size – Quality

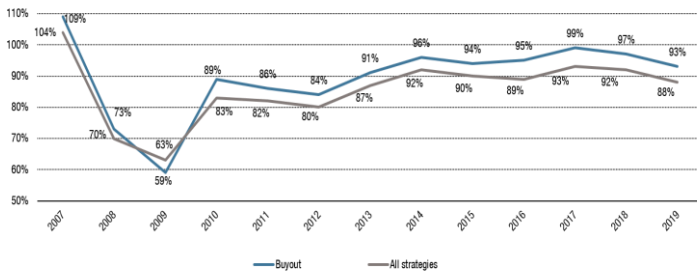
Key investment trends for global secondaries in light of COVID-19

The effects of the COVID-19 pandemic have created an overall environment of stress and uncertainty. Unexpected market dislocating events such as this, often referred to as “black swan events,” can also create advantageous investment opportunities and this is particularly true in the secondary market today.

Current secondary market sentiment in light of COVID-19 echoes the investment conditions of the Global Financial Crisis during 2008/2009. Global secondary investors can benefit from these conditions for the following reasons:

1 High discounts in times of market dislocations

Secondary market pricing as a % of NAV



Source: Preqin, Greenhil Cogent (February 2020)

Pricing and Valuations

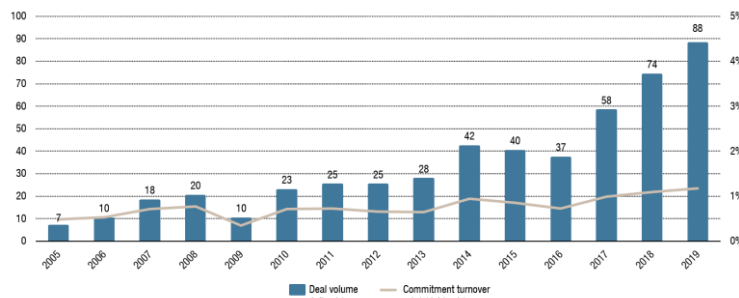
In the quarters following the Global Financial Crisis, NAVs in general decreased as portfolio companies’ financial projections and public market comparables’ valuation multiples declined.

Additionally, secondary market pricing as a percentage of reported NAV decreased in 2008/2009 creating a compounding effect resulting in compressed pricing relative to value. We are already seeing similarly compressed pricing in the current environment.

For secondary buyers that can properly pursue transactions in this type of market, the outlook for opportunities is very attractive.

2 Opportunities for smaller secondaries transactions

Global secondary deal volume* (in US\$ billions)



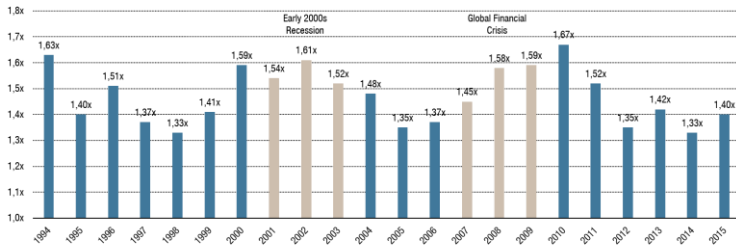
Source: Preqin, Greenhil Cogent (February 2020)

Volume and Returns

Global secondary transaction volume declined materially from 2008 to 2009 as many secondary buyers and sellers decided to stand on the sidelines, taking a “wait and see” approach. Market participants expect to see lower volume as a result of COVID-19, particularly over the next 6 to 12 months, as larger and more standard-process portfolio deals will likely be put on hold.

Investors with a relatively smaller fund size and access to high quality managers through primary, secondary and co-investments, will benefit from this market situation. Sellers will look for trusted and flexible partners to pursue smaller deals, including single LP interest and secondary opportunities with quick turnaround times.

Secondary funds performance (TVPI)



Source: Cambridge Associates (September 2019)

About the Author



Ben Wilson
Managing Director
HQ Capital Private Equity

Sources: Preqin (as of February 3, 2020), Greenhill Cogent (Secondary Market Trends & Outlook, January 2020), Cambridge Associates Fund of Funds & Secondary Funds as of September 30, 2019

About HQ Capital Private Equity

HQ Capital Private Equity is a pioneer in alternative investments with a track record dating back to 1989. As of December 31, 2019, the firm manages \$7.7 billion in assets, has invested in 540+ funds and 90+ direct companies alongside 271 GPs, and holds over 90 Advisory Board seats.

HQ Capital Private Equity's secondary and firm-wide strategy has been to focus on high-quality assets and high-quality GPs throughout all market environments since 1989. Since 1992 HQ Capital Private Equity has invested over \$2.2 billion in secondaries and conducted over 170 transactions.

For more information, visit www.hqcapital.com

Contact:
HQ Capital Private Equity
1290 Avenue of the Americas, 10th Floor
New York, NY 10104
U.S.A.
T +1 212 863 2300

HQ Capital (Deutschland) GmbH
Am Pilgerrain 17
61352 Bad Homburg
Germany
T +49 6172 402 801

Flight to Quality

During an economic dislocation, investors typically start to seek out higher-quality assets. For these investors, however, it will be too late in most cases as they have failed to lay the necessary groundwork in order to access high-quality secondary transactions.

High-quality managers are typically very selective in accepting LPs into their funds. This selectivity applies on both a primary basis, when allocating positions to oversubscribed funds, and, more importantly, on a secondary basis, when deciding on whom they will approve transfers of LP interests.

The overall result of investing during market dislocations is often a higher return. This happened to be the case with secondary transactions during, and immediately following, the Global Financial Crisis with estimates showing IRRs up to 240 basis points higher than long-term returns.

The foundation for these returns are the focus on high-quality assets from high-quality managers.

Important disclaimers and performance disclosures

All data and information is as of June 2020 unless otherwise noted. Based on HQ Capital Private Equity ("HQCPPE") analysis and research using the sources listed above.

This document does not constitute an offer to sell, or a solicitation of an offer to buy, any security and may not be relied upon in connection with the purchase or sale of any security. HQCPPE prohibits any redistribution of this document without the prior written consent of HQCPPE. The document is not intended for distribution to, or use by, any person or entity in any jurisdiction or country where such distribution or use is contrary to law, rule or regulation.

"High-Quality": Any reference to the quality of a manager, fund, or asset is based on HQ Capital's internal classification framework. A high-quality manager generally has a proven track record comprised of the following characteristics: demonstrable success in investing based on past performance, prudent portfolio company exits, an investor focus, underlying assets achieving growth and value creation, and secondary returns not dependent on upfront discounts to NAV. A high-quality fund or asset generally exhibits the following characteristics: returns driven by quality underlying assets exhibiting growth and value creation, not solely by headline discounts to NAV.

HQCPPE makes no guarantee of future outcomes and/or targets. Past performance is not necessarily indicative of future results. Any projections and forecasts contained in this document are based on a variety of estimates and assumptions. There can be no assurance that the assumptions made in connection with the projections and forecasts will prove accurate, and actual results may differ materially. Opinions expressed are current opinions as of the date appearing in this material only. The information provided in these materials is illustrative and no assurance can be provided that any of the future events referenced herein (including projected or estimated returns or performance results) will occur on the terms contemplated herein or at all. While the data contained herein has been prepared from information that HQCPPE believes to be reliable, HQCPPE does not warrant the accuracy or completeness of such information.